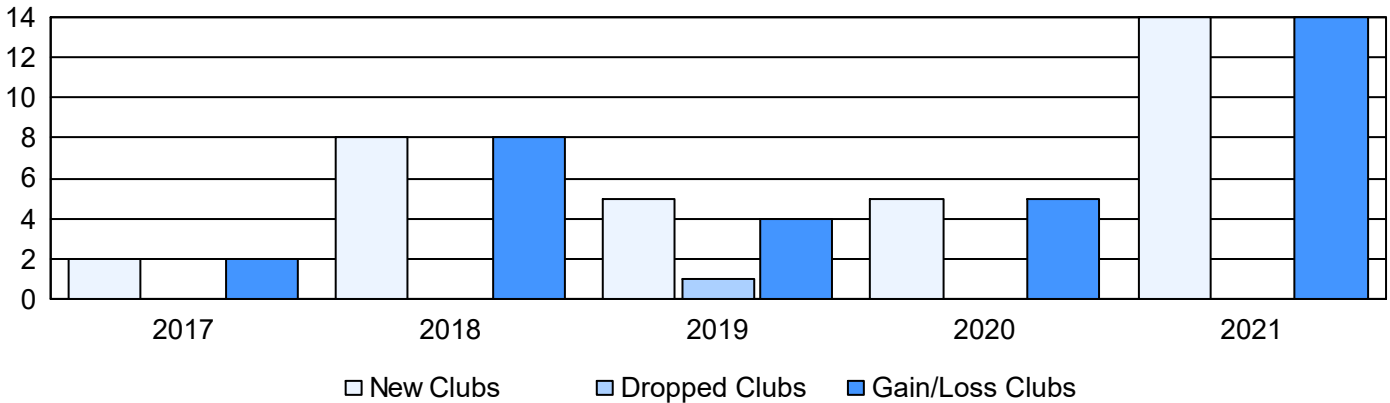
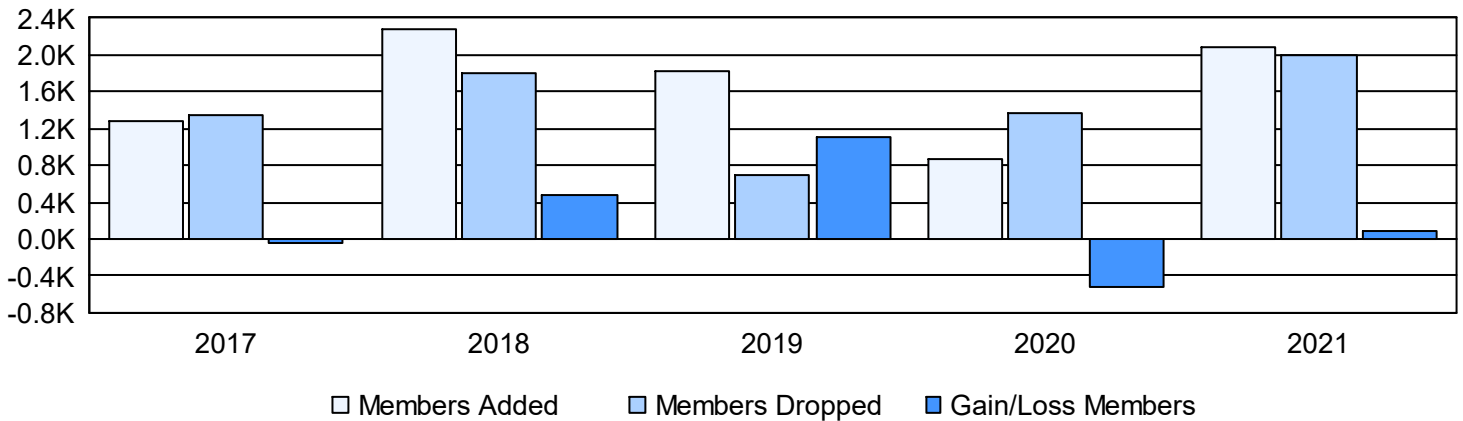


Year	New Clubs	Dropped Clubs	Gain/ Loss Clubs	New Members	Charter Members	Reinstate Members	Transfer Members	Total Member Added	Total Members Dropped	Gain/ Loss Members
2016-2017	2	0	2	820	67	393	8	1,288	1,342	-54
2017-2018	8	0	8	1,051	210	932	77	2,270	1,800	470
2018-2019	5	1	4	1,575	218	18	7	1,818	704	1,114
2019-2020	5	0	5	536	149	172	4	861	1,375	-514
2020-2021	14	0	14	1,086	451	533	16	2,086	2,000	86
<b>Average</b>	<b>7</b>	<b>0</b>	<b>7</b>	<b>1,014</b>	<b>219</b>	<b>410</b>	<b>22</b>	<b>1,665</b>	<b>1,444</b>	<b>220</b>

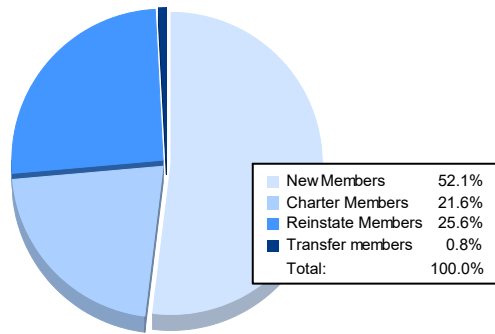
### Clubs



### Members



### Membership Composition June 2021 Cumulative



### Gender Composition June 2021 Cumulative

